

Fund Factsheet

Reksa Dana

Manulife Saham Syariah Golden Asia Dolar AS Kelas A1

May 2026

Sharia Equity Mutual Fund

Effective date	: 24 Apr 20
Effective Letter number	: OJK No. S-425/PM.21/2020
Inception date	: 11 Nov 20
Currency	: US dollar
Net Asset Value/unit	: USD1.1871
Total Net Asset Value	: USD6,805,742.36
Minimum investment	: Initial : USD10,000.00
	: Next : USD100.00
Units offered	: 300,000,000
Valuation	: Daily
Deferred Sales Charge	: Year 1 : 1.25%
	: Year 2 : 0.00%
Switching fee	: Max. 1.00%
Management fee	: Max. 3.00%
Custodian fee	: Max. 0.25%
Custodian bank	: Citibank, N.A., Indonesia
ISIN Code	: IDN000438009

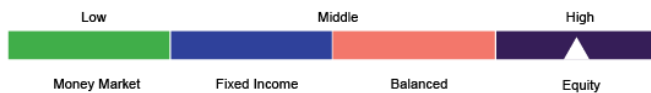
Reksa Dana Manulife Saham Syariah Golden Asia Dolar AS Kelas A1 is one of the share classes of MAGOLD. Information on effective date, Effective Letter Number, investment objective, Total Net Asset Value, Top 10 holdings, investment allocation and portfolio percentage refer to those of MAGOLD.

Major risks

Risks arising from reduced unit value, liquidity, changes in the allocation of securities in investment policy, changes in economic and political conditions, investment values, changes in tax regulations, interest rates, exchanges rate risks, liquidation, concentration and delayed transaction due to the trading holiday.

MAGOLD has geographical focus in China including its special administrative regions, and/or India.

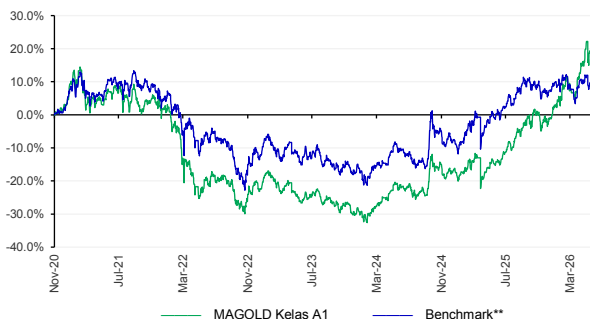
Risk classification



Risk descriptions

Low: This mutual fund has a relatively stable movement with limited growth potential. **Medium:** This mutual fund has a low to moderate movement with moderate growth potential. **High:** This mutual fund has a relatively volatile movement with relatively high growth potential.

Performance since inception



Custodian bank

Citibank, N.A. ("Citibank") has been operating in Indonesia and carrying out activities as a commercial bank since 1968. Citibank is a custodian bank registered and supervised by the Otoritas Jasa Keuangan ("OJK") with Bapepam No. Kep-91/PM/1991 dated October 19, 1991.

Customer services

Weekdays 08.00 - 17.00 WIB
 Telephone : 021 2555 2255
 Email : hai@manulifeam.com
 Chat : manulifeam.co.id
 ifunds.manulifeam.co.id
 WhatsApp : 08112552256

Social media

Facebook : reksa.dana.manulife
 Instagram : @reksa.dana.manulife
 Twitter : @ManulifeRD
 YouTube : Reksa Dana Manulife

Investment manager

Established in 1996, PT Manulife Aset Manajemen Indonesia (MAMI) is a member of Manulife that offers investment management and mutual fund products in Indonesia. Since its establishment, MAMI has consistently maintained its position as one of the leading companies in Indonesia's investment management industry, with asset under management of IDR 124 trillion as per December 2025. MAMI manages 37 mutual funds comprising money market, balanced, fixed income, equity, in Rupiah and US Dollar, as well as sharia. MAMI is registered and supervised by Otoritas Jasa Keuangan, and licensed No. Kep-07/PM/MI/1997 dated 21 August, 1997.

Investment objective

Manulife Saham Syariah Golden Asia Dolar AS ("MAGOLD") aims to provide long-term capital appreciation through investment mostly in offshore Sharia-compliant securities issued by Issuers that have business activities in the Asian region, and that comply with Sharia Principles in the Capital Market.

Investment allocation

Sharia Equity	: 80 - 100%
Sharia Fixed Income Securities /Sukuk /Sharia Money Market	: 0 - 20%

Top 10 holdings

Kingboard Laminates Holdings L	9.37%
Advanced Micro-Fabrication Equ	5.90%
Chaozhou Three-Circle Group Co	5.86%
CMOC Group Ltd	5.44%
NAURA Technology Group Co Ltd	5.35%
Minth Group Ltd	5.08%
Geely Automobile Holdings Ltd	5.01%
Sichuan Kelun Pharmaceutical C	4.64%
Jiangsu Zhongtian Technology C	4.59%
Yangtze Optical Fibre & Cable	4.47%

% portfolio

Offshore Sharia Equity Securities	: 105.85%
Sharia Money Market	: -5.85%

Sector allocation[^]

Information Technology	40.88%
Health Care	14.91%
Materials	14.11%
Others	30.10%

Performance

	YTD	1 Mo	3 Mo	6 Mo	1 Yr	3 Yr*	5 Yr*	Since Inception*
MAGOLD Kelas A1	19.74%	3.40%	6.54%	21.60%	39.40%	17.42%	1.96%	3.14%
Benchmark**	0.77%	-1.09%	-2.96%	1.31%	9.30%	8.46%	-0.29%	1.45%

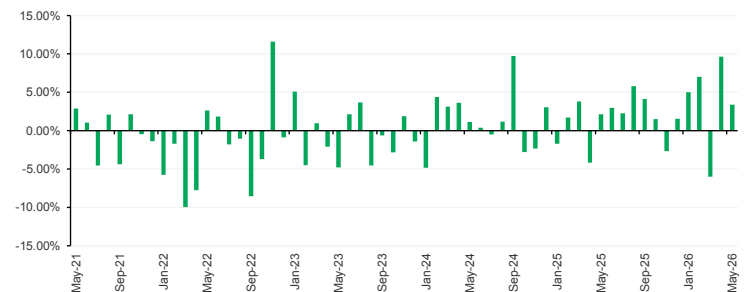
Highest month Nov 22 11.62%

Lowest month Mar 22 -9.95%

Notes

- [^] Based on GICS (Global Industry Classification Standards).
- * Annualized performance using compound method, for products older than one year since inception.
- ** Performance benchmark of Mutual Fund is 70% FTSE Sharia China + 30% FTSE Sharia India, net of tax.
- # For products launched <5 years ago, monthly performance graph displayed is since inception.

Monthly performance for the last 5 years[#]



For more information, Prospectus can be found at manulifeam.co.id. In compliance with OJK regulation, confirmation statements of subscription, switching and redemption transactions are valid proof of ownership of the Participation Unit of mutual fund, issued by the custodian bank and can be seen at <https://akses.ksei.co.id>.

Disclaimer

Investment in mutual funds involves risks. Before making investment decision, potential investor must read and understand the prospectus. Past performance does not guarantee/indicate future performance. Otoritas Jasa Keuangan does not provide a statement of approval or disapproval of this Securities, nor does it state the truth or adequacy of the contents of this mutual fund's prospectus. Any statement that contradicts these matters is illegal. Mutual funds are Capital Market products and not products issued by Selling Agents/Banks. Investments in mutual funds are not part of bank's third party deposits and are not included in the scope of the deposit insurance program of The Indonesia Deposit Insurance Corporation. Selling Agents are not responsible for any claims and risks of managing portfolio of the mutual funds carried out by the Investment Manager. This product information summary does not substitute fund prospectus and is prepared by PT Manulife Aset Manajemen Indonesia solely for informational purpose and does not constitute a solicitation to buy or sell securities. Information provided in this document is presented correctly. Investors are advised to seek professional opinion before making an investment decision. Past performance is not an indication of future performance, nor is it estimation of future performance or trends. PT Manulife Aset Manajemen Indonesia is an Investment Manager licensed and supervised by OJK.

BENEFITS

As an investment alternative with diversification and professional management strategies, enabling investors to access broader investment opportunities to optimize return potential with more measured risk.

TERMS & PROCEDURES

Transaction requirements

1. Open mutual fund account and complete the risk profile assessment.
2. Fill in transaction forms and submit the required supporting documents.
3. Complete transactions through Manulife iFUNDS or any authorized distributors.

DISCLAIMER – Important to read

1. INVESTMENT IN MUTUAL FUNDS INVOLVES RISKS. BEFORE MAKING INVESTMENT DECISION, POTENTIAL INVESTOR MUST READ AND UNDERSTAND THE PROSPECTUS. PAST PERFORMANCE DOES NOT GUARANTEE/ INDICATE FUTURE PERFORMANCE. OTORITAS JASA KEUANGAN DOES NOT PROVIDE A STATEMENT OF APPROVAL OR DISAPPROVAL OF THIS SECURITIES, NOR DOES IT STATE THE TRUTH OR ADEQUACY OF THE CONTENTS OF THIS MUTUAL FUND'S PROSPECTUS. ANY STATEMENT TO THE CONTRARY CONSTITUTES A VIOLATION OF THE LAW.
2. You should carefully read this Product and/or Service Information Summary before agreeing to purchase the product and are entitled to ask the Mutual Fund Selling Agent (APERD) any questions related to this Product and/or Service Information Summary. By agreeing to the purchase of this product, you confirm that you have read, received explanations, and understood the mutual fund product as described in the Product and/or Service Information Summary.
3. This Product and/or Service Information Summary does not form part of the Prospectus and is prepared by PT Manulife Aset Manajemen Indonesia solely for information purposes and does not constitute a solicitation to buy or sell securities. Investors are required to read and understand the Prospectus prior to investing.
4. Mutual Funds are capital market products and are not issued or guaranteed by APERD or bank as selling agent. APERD or bank as selling agent is not liable for any claims or risks arising from the management of the Mutual Fund portfolio. Investments in mutual funds are not part of bank's third-party deposits and are not included in the scope of the deposit insurance program of The Indonesia Deposit Insurance Corporation.
5. The information contained in this Product and/or Service Information Summary is valid from the date of issuance until the subsequent Product and/or Service Information Summary is issued.
6. The Investment Manager reserves the right to reject applications that do not comply with prevailing requirements and regulations.
7. Confirmation issued by the Custodian Bank constitutes valid legal proof of ownership of Mutual Funds.
8. All information contained in this document is presented accurately. Where necessary, investors are advised to seek professional advice before making any investment decisions.
9. Past performance is not necessarily indicative of future performance, nor does it represent any estimate or indication of future performance or trends.
10. PT Manulife Aset Manajemen Indonesia is an Investment Manager licensed and supervised by the Financial Services Authority (OJK).

End of document.